





Mother's Day Sweet Basket







♥ happy mother's Day ♥

Colour in your basket. Then carefully cut around the basket template and handle (ask a grown-up to help). Use some glue to make your basket and attach the handle. The fill with sweets for a Mother's Day treat!



I Love you
mum

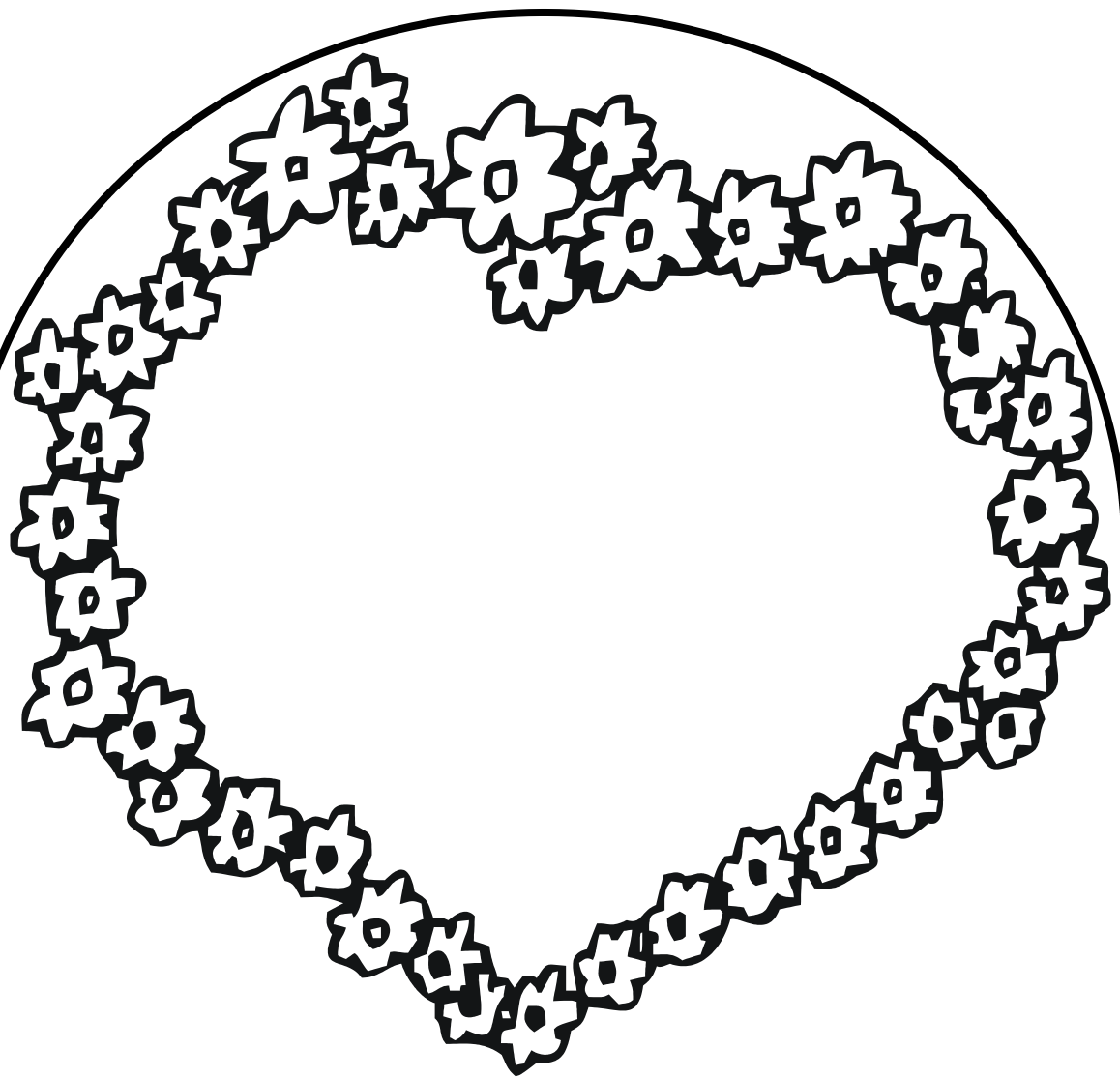
happy mother's
Day






Happy Mother's Day

Colour in your card. Then carefully cut around the edge! Ask a grown-up to cut around the semi-circle and fold your card



My Mum is the Best!

Draw a picture of your mum inside the heart. Then carefully cut around the edge! Ask a grown-up to cut around the semi-circle and fold your card



With Love on Mother's Day

Colour in your card. Then carefully cut around the edge! Ask a grown-up to cut around the semi-circle and fold your card