

Build your own Gruffalo



You will need: 1 game board (A3), a jigsaw board for each player, a set of jigsaw pieces for each player, a dice or spinner, coloured counters.

Instructions: Players move around the board. When they land on a number they pick up the corresponding jigsaw piece and place it on their jigsaw board. When they land on a character space they can pick any jigsaw piece they do not already have. There are 4 opportunities to get each piece. Language describing the Gruffalo is dotted around the board and this could be discussed as jigsaw pieces are collected. The winner is the first person home with a complete Gruffalo. Players could choose to go around more than once if they do not have all the pieces.



www.communication4all.co.uk





3

4

1

Black Tongue!



2

4

1

Knobbly

3

4

2

5


Turned out toes!

www.communication



3

1



Poisonous wart!

Terrible t

Orange eyes!



6

5

2



5

6


3

Terrible jaws!

knees!

1

6



5

[all4all.co.uk](http://www.all4all.co.uk)

Purple Prickles!

6

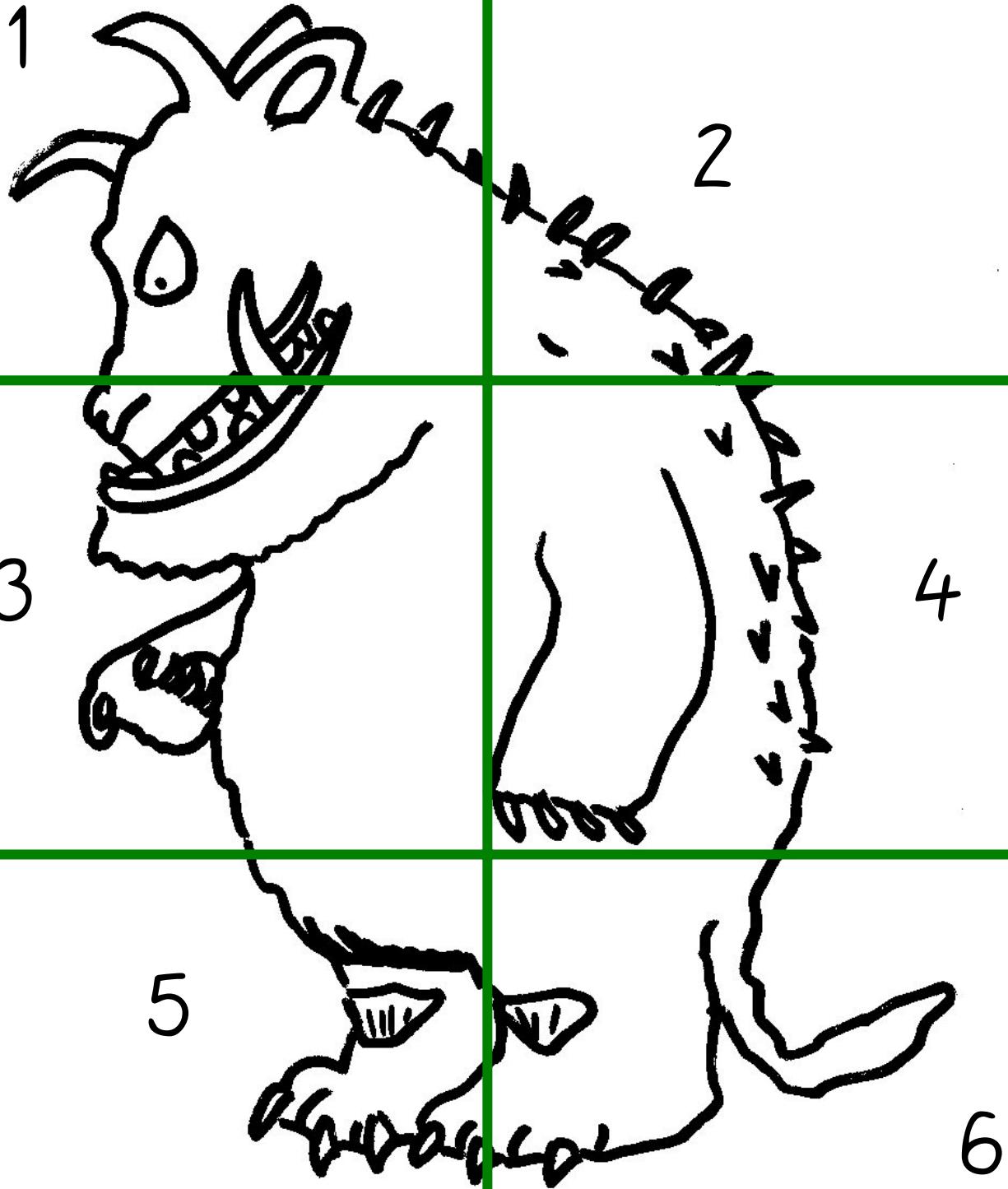
2

4

tusks!

Terrible claws!

My Gruffalo





You will need a complete set of these for each player. When laminated, put corresponding puzzle numbers on the reverse of the cards